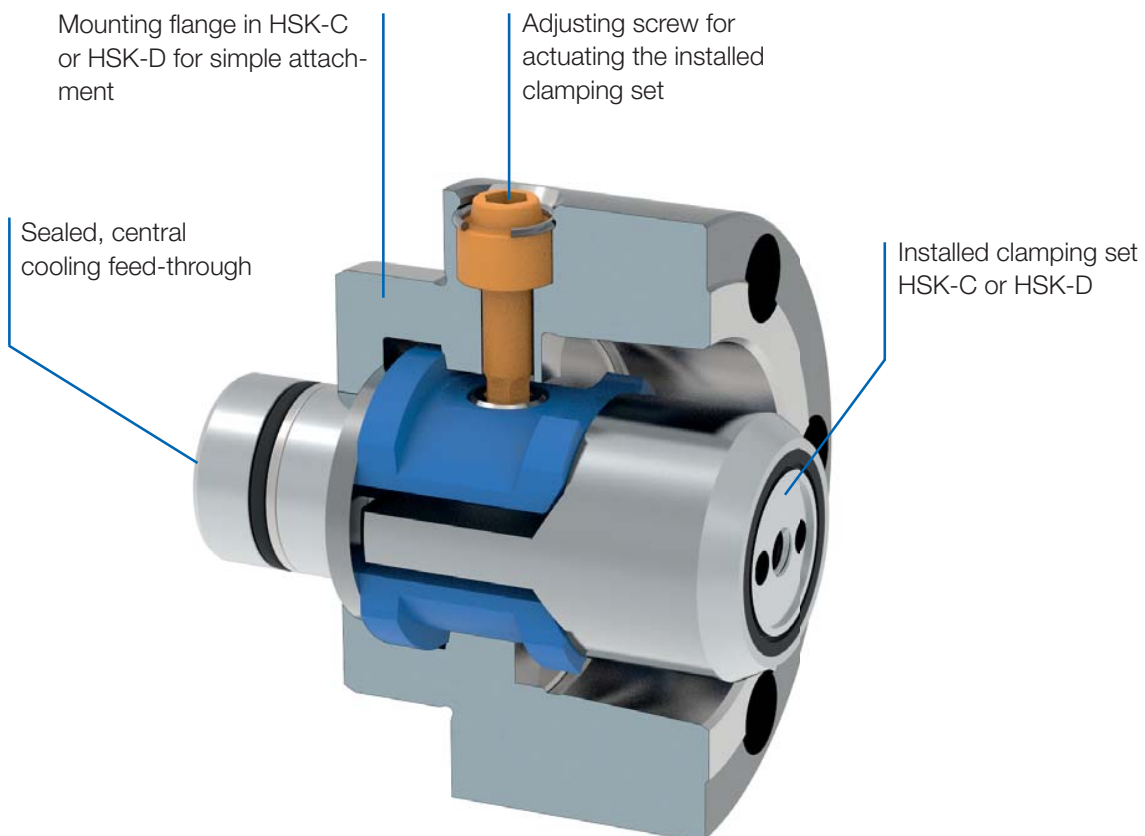


HSK - MANUAL CLAMPING SET

A critical factor for the HSK interface with manual tool change in lathes or turrets as well as milling machines is the rigidity and change precision. Manual clamping systems from RÖHM achieve this via the compact force flow within a minimum amount of space.

ADVANTAGES AT A GLANCE

- ⊕ Convincingly simple construction for high reliability and simple installation
- ⊕ Safe ejection of tools during release by means of the guide bolt
- ⊕ No negative influence of the HSK taper, since the actuation screw lies in the driver area



HSK-C clamping set



APPLICATION

Manual clamping of HSK tools.

TYPE

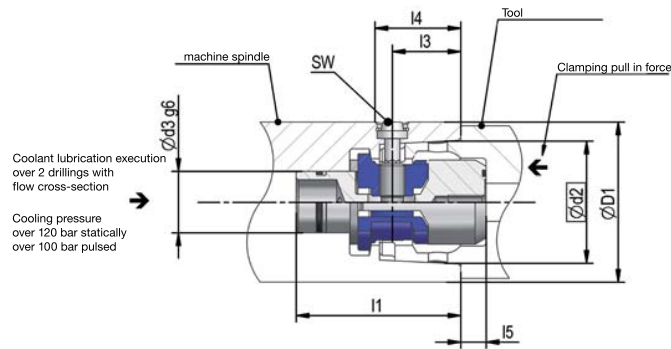
HSK-C for tool shafts A/C/T.

CUSTOMER BENEFITS

- ② Convincingly simple construction for high reliability and simple installation
- ② Safe ejection of tools during release by means of the guide bolt
- ② No negative influence of the HSK taper, since the actuation screw lies in the driver area

TECHNICAL FEATURES

- Central coolant supply (except size 25)



C 15

Clamping set HSK-C with coolant supply through the centre (except size 25) for tool holders with internal drivers HSK-A/C

Item no.	760530 ▲	784603	812617	831435	586214	475170	475172	483213 ▲	831306 ▲
Size HSK-A/C/E/T	25	32	40	50	63	80	100	125	160
D1	25	32	40	50	63	80	100	125	160
Taper Ø d2	19	24	30	38	48	60	75	95	120
d3H7g6	10	12	15	18	24	32	40	48	60
l1	28	34	45	55	65	80	97,5	124	160
l3	11,4	14	17,5	21,5	27	34	42	53	68
l4	15	18,5	22	27	34	42	53	67	85
l5	6	8	8	10	10	12,5	12,5	16	16
Key SW	2,5	2,5	3	4	5	6	8	10	12
Tightening torque Nm	1,8	2,5	3,5	8	14	25	42	80	100
Clamping force kN	3,5	5	6,8	11	18	30	45	70	115
Flow cross section mm ²	-	6,3	10,6	14,1	27,7	56,5	100,5	100,5	157
Adjusting screw complete Item no.	760628	1176471	760463	760464	760465	760466	760467	812815	831311

Built-in clamping set HSK-D on request

HSK-C clamping set with adaptor



APPLICATION

For attachment to spindles, turrets, etc.

TYPE

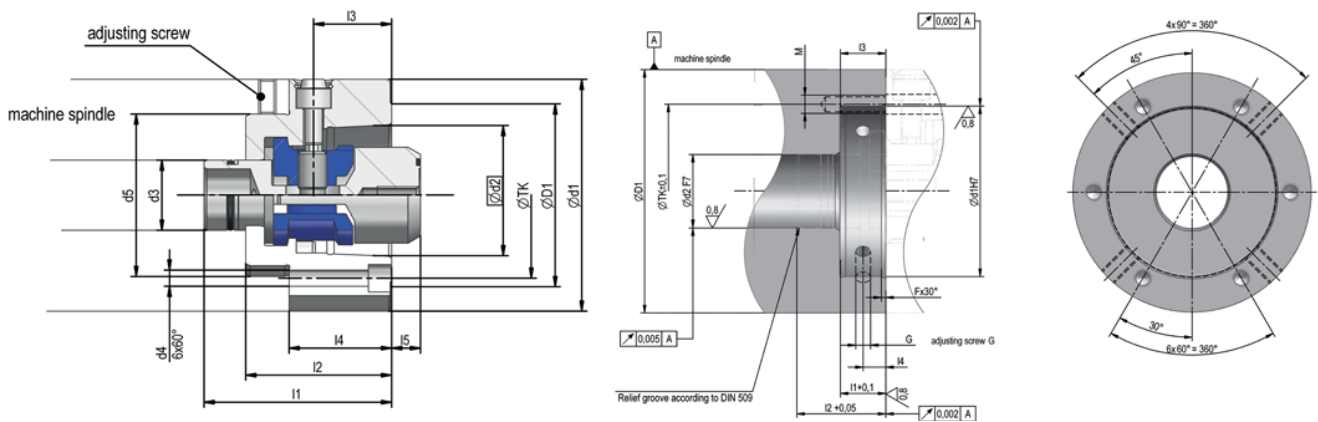
HSK-C for tool shafts A/C/T.

CUSTOMER BENEFITS

- ① Convincingly simple construction for high reliability and simple installation
- ② Safe ejection of tools during release by means of the guide bolt
- ③ No negative influence of the HSK taper, since the actuation screw lies in the driver area

TECHNICAL FEATURES

- Balancing quality G 2.5
- Central coolant supply



C 15

Adaptors with clamping set HSK-C balanced and with coolant supply through the centre (except size 25)

Item no.	850322 ▲	820802	820803	820804	820805	820806	820807
Initial size D1	25	32	40	50	63	80	100
d1	37	40	50	63	80	100	123
Taper Ø d2	19	24	30	38	48	60	75
d3F7g6	10	12	15	18	24	32	40
d4	3,4	3,4	4,5	5,5	6,5	9	11
d5g6	24	27	33,5	42	56	68	84
Ø-TK	29	32	40,5	52	66	82	102
I1	26	34	45	55	65	80	97,5
I2	22	26	34	41	50	64	76
I3	11,4	14	17,5	21,5	27	34	42
I4	15,5	19	23	28	35	44	54
I5	6	8	8	10	10	12,5	12,5
Adjusting screw complete Item no.	870022	870023	870024	870025	870026	870027	870028

dyn. balanced: G 2,5 DIN ISO 1940

Accessories

C 15

Measuring device for measuring the installation contour (clamping shoulder) for manual clamping sets

Item no.	Size HSK-A/C/E/T	Size HSK-B/D/F
1233617	25	32
1195813	32	40
1233618	40	50
1195814	50	63
1233619	63	80
1233554	80	100
1233620	100	125
1233621	125	160
1233616	160	